

PROFILING YOUTH LEADERS IN MALAYSIA'S NEIGHBOURHOOD WATCH

Ahmad Zaharuddin Sani Ahmad Sabri, Fatinah Mangsor*

Abstract.

Youth assumes as the part as the most key resource for a country. Therefore, the researcher has chosen to study the profile of youth leaders in Malaysia Youth Council. The instrument used for this research is done through the quantitative findings by using questionnaires that have been distributed around to the youth association though out Malaysia under Malaysia Youth Association. From 1,000 questionnaires that had been distributed, 727 respondents have responded. The samples in this research are done based on random stratification. The research data had been analysed by using the description statistics of three chosen elements from the research questionnaires which are the leaders' ethnicity, highest academic qualification and the residents of the leaders. The instrument used is IBM SPSS 20.0 to analyse these research findings. So as to guarantee the manageability and the accomplishment of country building, they ought to be sustain to embellish their leadership since youth are the critical resource of our nation.

Keywords: Youth, Leader, Neighbourhood Watch, Profiling, Quantitative Findings

I. Introduction

Nowadays, youth plays the role as the most essential asset for a nation and regarded as the successor of future leadership who will ensure the continuity of that country's advancement (Malaccan Youth Unification Council Portal, 2012). For the meaning of ethnicity, the course accentuates both goal and subjective parts of character. The target perspectives include society,

*** Azirah Abdul Majid, Nur Syafiqah Huda Mohammad Rashidi Institute of Tun Dr. Mahathir Mohamad's Thoughts, Universiti Utara Malaysia, Sintok, Kedah, Malaysia.**

dialect, religion, convention, dress, food, and even haircut, while the subjective perspectives demonstrate bunch sentiments, shared convictions, beginnings and genealogy. The course characterizes ethnic bunches as social gatherings and separates them from racial gatherings. Yet when it alludes to ethnic minorities, the idea of race is overwhelming. It is also very crucial for youth to have striven for higher education level so that the next generation will be of those who aim to thrive the nation. In the context of a multi-ethnic society, for example, Malaysia, such recognizable proof prevail. According to Lim (2009), Malaysians distinguish themselves as Malay, Chinese, Indian, Iban, Kadazan, Orang Asli and various other ethnic and sub-ethnic groups. As we know, the major ethnic in Malaysia is Malay followed by Chinese, Indian and many more. Therefore, the researcher has chosen to study the biography of Malay youth leaders as in most of the situation, majority can always create an impact in any ways.

According to Institute for Youth Research Malaysia, IYRES (2011) state there are several stages for the education system in Malaysia which are pre-school, primary education, secondary education, pre-university education and higher education. The aged for the pre-school is 4 to 6 years old while the primary education is the children who are in 7 to 12 years old. Besides that, the secondary school aged from 13 to 17 years old which is from Form 1 to Form 5. The higher education is more to the student continued their study to higher stages such as College University, public or private universities.

In Malaysia, Rukun Tetangga (RT) or Neighborhood Watch Committee was set up in 1975 by the Jabatan Perpaduan dan Intergrasi Nasional (JPNIN) or Department of National Unity and National Integration. Its main objective was to ensure neighborhood safety. Once RT is established in housing or neighborhood area, all the residents in that particular neighborhood area automatically becomes a member of RT (Department of National Unity and National Integration, Selangor, 2009). RT activities were organized voluntarily by the communities living within a neighborhood. The issue of high commitment volunteer culture amongst community participants is essential to ensure the success of neighborhood activities and also to maintain the role of RT as a vital organization to enhance the wellbeing of the community within the particular neighborhood area. Its main function is to preserve, develop and strengthen the unity of the people and national integration in line with the government policy as enshrined in Federal

Constitution and spelt out in RT program (Department of National Unity and National Integration, Selangor, 2009).

This research concern on potentially important sources of the youth leader's profile in the leadership studies. As we know, youth leader's profile is an essential source of evidence from which followers and potential followers learn about the leader's traits. Besides, the youth leader's profile offers the leader with a self-concept from which he or she can lead.

Throughout numerous elements in the questionnaires, the researchers have pick several elements that corresponded to the objective of this paper which is focused on youth leaders in Malaysia Youth Council with the three chosen elements from the questionnaires which are the leaders' gender, ethnicity, highest education levels and current resident of leaders.

II. Literature Review

A. Profiling

According to Clarke in his article (1993), profiling is “data vigilance technique”, “a process of creating and using a profile”. He also identifies two other definitions of profiling by other academicians. One of it are by Marx and Reichman (1984), they said that profiling is the method of “systematic data searching” that allow police officers to “correlate a number of distinct data items in order to assess how close a person or an event comes to predetermined characterization or model infraction”. This definition related and applied by law enforcement officers.

According to Bygrave (2002) who is legal scholar said that profiling is the inference of a set of characteristics (profile) about an individual person or collective entity and the subsequent treatment of that person/entity or other person/entities in the light of the characteristics.

Hildebrandt (2008) wrote that profiling is “the process of ‘discovering’ correlations between data in databases that can be used to identify and represent a human or nonhuman subject (individual or group), and/or the application of profiles (sets of correlated data) to individuate and represent a subject or to identify a subject as a member of a group or category” in “Profiling the European Citizen” book.

B. Educated Leaders

Our perspective that educated leaders might be all the more openly energetic which relates the paper to a developing writing which looks past the economic returns to education and looks to researching how education relates with nation building. In this connection, Dee (2004) finds that instructive accomplishment has a vast and factually critical impact on voter interest and backing for the opportunity of discourse. He likewise finds that extra educating builds the quality of civic awareness as measured by the recurrence of perusing daily papers. Milligan, Moretti and Oreopoulos (2004) looks at the impact of additional educating induced by necessary educating laws. Seeing leadership as a declaration of nation building does a reversal to Plato and Aristotle. For Plato, a noteworthy concern is the likelihood that leadership could deteriorate if the leader does not isolate his own advantage from the welfare of those he administers. Also, intelligence is central to the Platonic perspective of leadership, so the thought that more educated nationals could be better leaders would come as no surprise.

C. Youth National Development Policies

Admitting the significance of youth in fulfilling the country's vision and realizing the fact that there is a need to devise a comprehensive youth development agenda based on the needs and problems that exist in the field of youth development in particular, the government through KBS has introduced the Youth National Development policies in 1985 before it was updated in 1997 (Ministry of Youth and Sports Portal, 2014).

These policies are vital for it was the first document which officially defined the youth in Malaysia as those who are between 15 to 40 years old and it has outlined a clearer and more focused goals of the youth development (Malaccan Youth Unification Council, 2012).

According to the Youth National Development Policies, the main aim of youth development is to (Ministry of Youth and Sports Portal, 2014):

“Create youth with holistic personal in term of spiritual, moral and physical, responsible, independent, voluntary impassioned and patriotic, as well as being the impetus for progress and prosperity of race, religion and the nation, in line with Wawasan 2020 (Vision 2020).”

In order to achieve that goal, the 1997 National Youth Development Policies has outlined 7 strategies that has to be actualised which are:

- i. Knowledge Development
- ii. Attitudinal Development
- iii. Vocational and Entrepreneurial Development
- iv. Inclination of Healthy Lifestyle
- v. Facilities for Social Interaction
- vi. Partnerships and Development
- vii. International Relations and Networking

Leadership is develop of huge broadness and unpredictability. Leadership scholar James Mac Gregor Burns has observed, "Leadership is a standout among the most watched and minimum comprehended wonders on earth." So, it is not astounding that there are handfuls, potentially many true definitions for the phenomena we call leadership. These definitions shift extraordinarily in light of the fact that they concentrate on various dimensions of the construct. A few definitions concentrate on the relationship between sought results and the exercises of leaders, some on the relationship in the middle of leaders and followers, some on the leadership circumstance itself, and some on the dynamic connection of each of the three.

Admitting the significance of youth in fulfilling the country's vision and realizing the fact that there is a need to devise a comprehensive youth development agenda based on the needs and problems that exist in the field of youth development in particular, the government through KBS has introduced the Youth National Development policies in 1985 before it was updated in 1997 (Ministry of Youth and Sports Portal, 2014).

These policies are vital for it was the first document which officially defined the youth in Malaysia as those who are between 15 to 40 years old and it has outlined a clearer and more focused goals of the youth development (Malaccan Youth Unification Council, 2012).

According to the Youth National Development Policies, the main aim of youth development is to (Ministry of Youth and Sports Portal, 2014):

“Create youth with holistic personal in term of spiritual, moral and physical, responsible, independent, voluntary impassioned and patriotic, as well as being the impetus for progress and prosperity of race, religion and the nation, in line with Wawasan 2020 (Vision 2020).”

In order to achieve that goal, the 1997 National Youth Development Policies has outlined 7 strategies that has to be actualised which are:

- viii. Knowledge Development
- ix. Attitudinal Development
- x. Vocational and Entrepreneurial Development
- xi. Inclination of Healthy Lifestyle
- xii. Facilities for Social Interaction
- xiii. Partnerships and Development
- xiv. International Relations and Networking

D. Youth organization/council

Youth were managed by organizations that help them throughout the activities of the youth. Some of the organizations are the Ministry of Youth and Sports and Malaysian Youth Council. They are the major organizations that managed the youth in Malaysia.

i) Ministry of Youth and Sports

The Ministry of Youth and Sports (MOYS), starts on 1953 with establish the culture division under the social welfare department to be responsible about the youth in Malaysia. Then on 1964 the division is transferred under the Information department. On that time youth started to participate in organizations; the youth division and the sports division are established under the Ministry of Information.

The MOYS are established on 15th May 1964 in conjunction with the National Youth Day. The Ministry's main function is to contribute to the development of youth policy. Besides that, MOYS have been mandated to implement government policies, especially in the advancement of youth and sports.

The MOYS is directed by three Members of Parliament: a Minister, a Deputy Minister and a Parliamentary Secretary. The Ministry has a Secretary General, a Deputy Secretary General, and Officers from the administrative and the diplomatic corps. The two divisions of the Ministry include the Youth Division and the Sports Division, each headed by a Director General.

Objectives of the MOYS is to build youth community that is united, disciplined, and ethical and move forward in social and economics fields and to build a healthy, active sports and cultural unity and national development.

The vision for MOYS is to create a community of youth who are productive, progressive and dynamics that can contribute to the formation of the nation state developed and high income by 2020. Besides that , to established the National sports where the people not only love sports but also active in sports up to the highest level.

ii) **Malaysian Neighborhood Watch (Rukun Tetangga)**

In Malaysia, Neighborhood Watch scheme was implemented on August 29th in 1975 (the development of society, JPN December 2, 1994). The main goal is the establishment of neighborhood watch to keep the country safe from the threat of the country through joint ventures with local residents in response to the tragedy of May 13th in 1969. However, starting January 1st in 1983 when the country entered the category 1 under regulation 5A classified (under Peraturan-Peraturan Perlu Rukun Tetangga 1975 or the Neighborhood Watch Act 1975 as the neighborhood starting from January 1st, 1983). Emphasis is given to the goodwill and unity and cohesion goals, replacing security goals. Therefore, the government introduced a new Neighborhood Watch concept as a responsibility to foster neighborhood spirit and unity. In other words, the objectives and the role of the Neighborhood Watch have been amended because national security is no longer the main goal of the neighborhood

III. Methodology

A. Research Design

Based on researches that have been conducted, researchers have using the descriptive statistical analysis. Descriptive statistical analysis method is used to analyse the tendency and percentage of respondents that includes studies on demography factors.

B. Location, Population and Research Sample

This study was carried out in Malaysia mainly focus on the leaders in youth organizations. . Respondents being chosen were the youth leaders in Malaysia Non-Government Organizations coming from different type of organizations backgrounds. Research population was made up from the youth leaders in youth organizations which are under Malaysia Youth Council (MYC). Although 1,000 questionnaires were distributed, only 727 questionnaires were completely answered. This means, there were 273 that cannot be used because some of the questionnaires were damaged while the others did not return the questionnaires sent to them. The research sample includes gender, age, race, religion, residential area, elementary school, secondary school, occupation, level of education, income and districts represented by respondents. Sample was chosen through random stratification sampling of the organization.

C. Pilot study

After the questionnaires have been collected, researchers had to test the reliability of the sample by analysing data and information acquired by the respondents from the distributed questionnaires. Analyses can be tested by using Statistical Package for Social Science (SPSS) software package version 20.0. Cronbach's Alpha test will be used to measure reliability and validity of instruments in the questionnaire.

D. Data Analysis

Researchers used the IBM Statistical Package for Social Sciences (SPSS) 20.0 computer application to analyse data. The descriptive analysis were used to analyse the data obtained. Descriptive statistic method is used to characterise a situation. It is implemented due to its ability to describe the whole data in simplistic manner. Analysis on demographic characteristics was represented by gender, age, race, religion, residential area, elementary school, secondary school,

and occupation, level of education, income and districts represented by respondents. Data obtained was demonstrated in form of frequency description or tendency. It is later inserted into the SPSS software according to the number code assigned.

As a conclusion, this research is done to examine if their objective is achieved or not by observing the academic qualification obtained by our youth leader. Thus, researchers suggest the next experiment should be conducted to study variables which have more significant links, as well as testing on other potential variables to produce a more in-depth information in order to seek the connection towards their leadership development throughout their education level.

IV. Discussion and Research Analysis

A. Distribution of Respondents Analysis

This section explains the respondents' backgrounds or demographic features which was chosen according to gender, age, race, occupation, level of education and district.

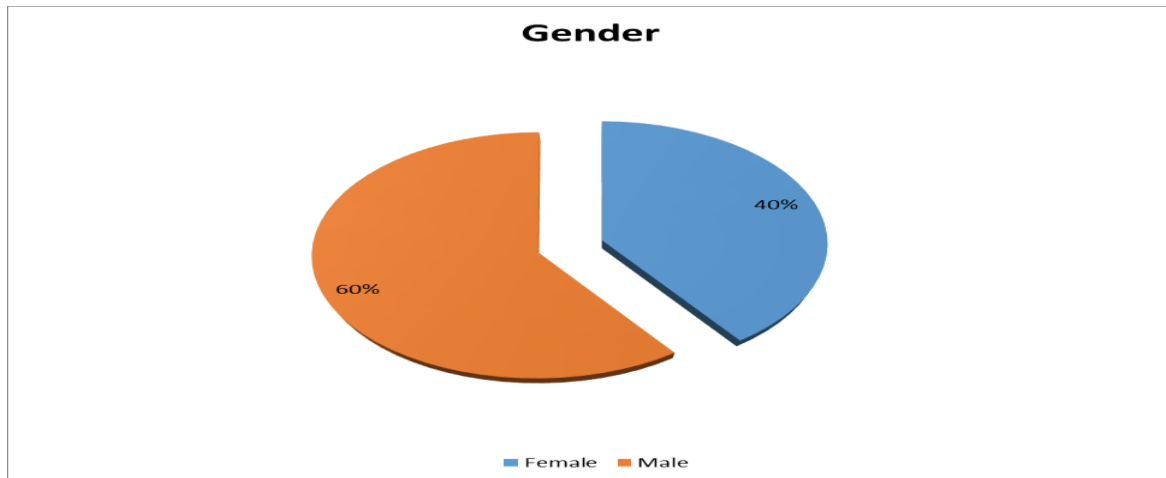
i. Respondents' Gender

The overall respondents that took part in this questionnaire were made up from 727 people in which 438 people were male and 289 people were female. Based on the distribution we find that majority of the leaders are male. This data are correspond to the current situation, that most of our leaders are dominantly leads by male leaders for most of the field involved especially in political field. The distribution of respondents according to their gender can be seen as shown in Table 4.1 below:

Table 4.1: *Distribution of Respondents According to Gender*

Gender	Frequency	Percentage
Male	438	60.2
Female	289	39.8
Total	911	100

Figure 4.1: *Distribution of Respondents According to Gender*



ii. Respondents' Ethnicity

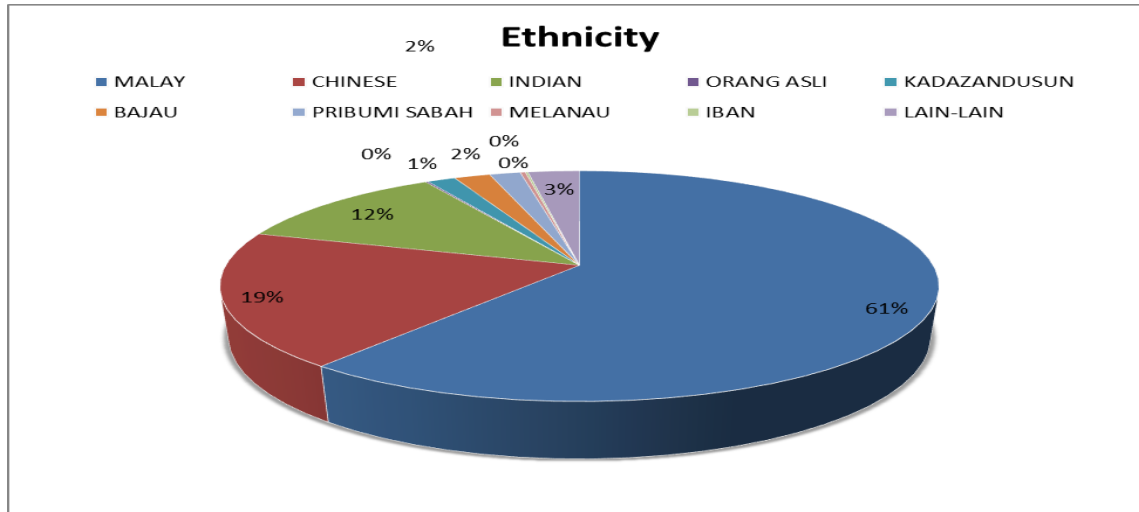
This research involves nine major type of ethnicity in Malaysia and other ethnicity. As we know, Malaysia is a multi-racial country which is majority consists of Malay, Chinese, Indians and others ethnic. Thus, the majority of respondents are Malay leaders in total of 60.8 % followed by Chinese leaders 19.0 %, Indian for 11.8 % and the rest are Indigenous is 0.1%. The other major ethnicity of East Malaysia, Kadazandusun, Bajau, Pribumi Sabah, Melanau and Iban each take 1.5%, 1.9%, 1.7%, 0.3% and 0.1%. The other ethnicity includes Brunei, Bugis, Orang Sungai, Irranum, Jawa, Kedayan and Sino Kadazan. The distribution of respondents according to their ethnicity can be seen as shown in Table 4.2 below:

Table 4.2: *Distribution of Respondents According to Ethnicity*

Race	Frequency	Percentage	Overall Percentage
Malay	442	60.8	60.8
Chinese	138	19.0	79.8
Indian	86	11.8	91.6
Indigenous	1	0.1	91.7
Kadazandusun	11	1.5	93.3
Bajau	14	1.9	95.2
Pribumi Sabah	12	1.7	96.8
Melanau	2	0.3	97.1
Iban	1	0.1	97.2

Others	20	2.8	100.0
Total	911	100	

Figure 4.2: Distribution of Respondents According to Ethnicity

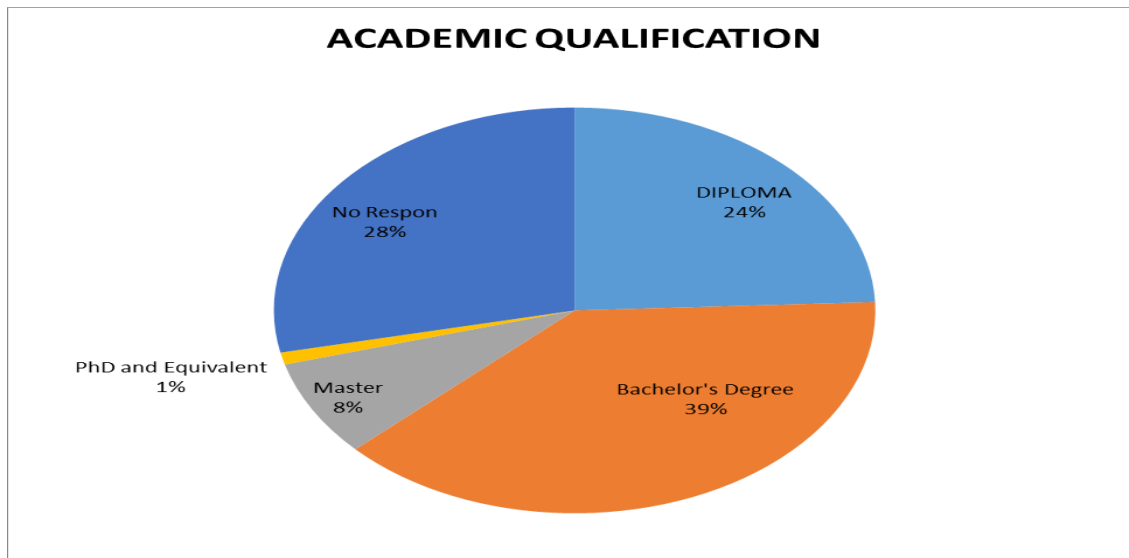


iii. Relationship Between Respondents' Highest Academic Qualification

For the academic qualification at higher institution, the result shown that that the majority of the leaders had the higher qualification in Degree level which is around 281 respondents or 38.7% of the total respondent which is the highest percentage for this question. 28.3% of the total respondent did not answer the question. This can conclude that total number of 206 respondents only have secondary school qualification and did not continue their studies to the higher level. 1% of total respondent have Doctor of Philosophy qualification. The distribution of respondents according to their highest academic qualification can be seen as shown in Table 4.3 below:

Table 4.3: Distribution of Respondents According to Highest Academic Qualification

ACADEMIC QUALIFICATION	FREQUENCY	PERCENT
DIPLOMA	177	24.3
BACHELOR DEGREE	281	38.7
MASTER	56	7.7
PHD and EQUIVALENT	7	1
No Respond	206	28.3
TOTAL	727	100

Figure 4.3: *Distribution of Respondents According to Highest Academic Qualification*

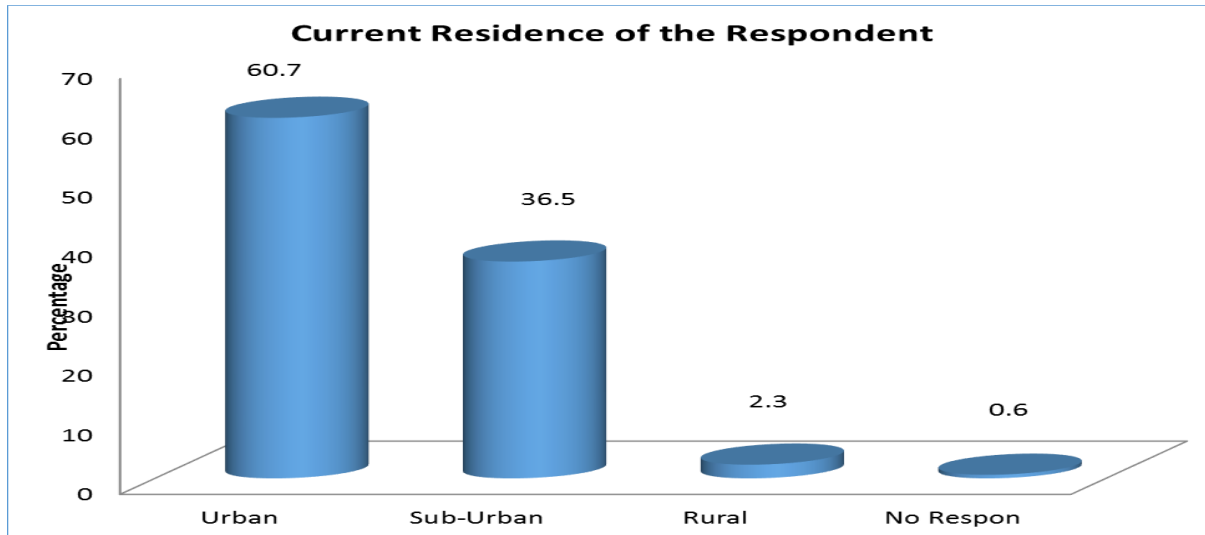
iv. Relationship Between Respondents' Ethnicity and Theirs' Academic Qualification at Higher Institution

Place of respondent current residency is divided into three major location which is Urban, Sub-urban and Rural area. From the data obtained, 60.7% of the respondent live in the urban area. While the percentage of respondent live in sub-urban are is 36.5% and about 2.3% of total respondent live in rural area. The other 0.6% consist of 17 respondent are missing for this question which indicated as "No Respond". From the overall result we can see that most of the leaders are dominant in urban area might be because they had more exposed to the youth organization. The distribution of respondent according to current residence can be seen as shown in Table 4.4 below:

Table 4.4: *Distribution of Respondent According to Current Residency*

Current Residence	Frequency	Percentage
Urban	441	60.7
Sub-Urban	265	36.5
Rural	17	2.3
No Respond	4	0.6
Total	727	100

Figure 4.4: Distribution of Respondents According to Theirs' Current Residence



IV. Conclusion

Hopefully, having established that leaders' identity matters, we now assess the evidence on whether leaders' profile affects the quality of leadership. Hopefully, the state and nation of Malaysia will keep on progressing in establish a great youth leaders in future.

In conclusion, it is hope that this study can be of advantage to everyone concerned as the results of the researches showed that affirmative actions must be taken to manage our future youth as they have been seen as a pillar for our future leaders. In addition, in the future, researchers hope that the study will be done more comprehensively by looking at various angles in order for it to be clear-cut, especially in achieving the goal – in terms of inculcating the leadership skills among youth.

References

- Institut Penyelidikan Pembangunan Belia Malaysia. (2010). *Belia. Buletin Institut Penyelidikan Pembangunan Belia Malaysia*. Dipetik dari www.ippbm.gov.my (Julai, 2014)
- Portal Rasmi Kementrian Belia Dan Sukan. (2014). *Dasar Pembangunan Belia*. Dipetik dari

<http://www.kbs.gov.my/dokumen2011/belia/Dasar%20Pembangunan%20Belia%20Negera.pdf> (Julai 3, 2014)

- Department of Statistics Malaysia (2015). Malaysia Population. Retrieved from <http://www.statistics.gov.my>
- Jabatan Perpaduan Negara, “Peraturan Perlu-Perlu Rukun Tetangga”, Kuala Lumpur. 2000
- Ministry of Higher Education, (2014). *National Education Statistic: Higher Education Sector 2013*. Retrieved from http://www.mohe.gov.my/web_statistik/PerangkaanPendidikanTinggiNegara202013.pdf. At 30th Dec 2014.
- Kaiser, R.B., Hogan, R. & Craig, S.B. (2008). *American Psychologist: Leadership and the Fact of Organizations*. Feb-Mac.
- Yukl, G. (2010). *Leadership in Organizations* (7th ed.). Upper Saddle River, NJ: Prentice Hall.
- Dee, T. S. (2004). “Are there civic returns to education”, *Journal of Public Economics*, 88 (9-10).
- Milligan, K., Moretti E. and Oreopoulos P. (2004). “Does education improve citizenship? Evidence from the United States and the United Kingdom,” *Journal of Public Economics*, 88 (9-10).
- Clarke, R. (1993) ‘Profiling: A Hidden Challenge to the Regulation of Data Surveillance’, *Journal of Law and Information Science*.
- Marx, G., and Reichman. N. (1984). *Routinising the Discovery of Secrets: Computer as Informants*. American Behavioural Scientist.
- Bygrave, L. (2002). *Data Protection Law. Approaching Its Rationale, Logic, and Limits*. The Hague: Kluwer.
- Hildebrandt, M. (2008). “Defining Profiling: A New Type of Knowledge?” In *Profiling The European Citizen*, edited by Mireille Hildebrandt and Serge Gutwirth, 17–45. Springer Netherlands. <http://www.springerlink.com/content/r70n22p620k62301/abstract/>.